



HIGH-RESOLUTION LED SECTOR LIGHT

MEL 250L




The MEL 250L Port Entry Light (PEL) is a sector leading light of high resolution between its colour sectors, made up of a LED light source, providing a day range of up to 2 nm and a nominal night range of 17 nm.

The main advantage of this beacon is its accuracy between its colour sector boundaries ($<0.07^\circ$). Light emission generates an unidirectional beam in three colours, with a horizontal divergence of up to 15° . Colour sector configuration is expressly done for every case. The use of high-intensity LEDs diodes ensures minimum consumption, maintenance free.

MEL 250L light is designed according to IALA Recommendations and Guidelines, providing complete information to the navigator on his positioning in the leading channel.

FEATURES

- ✓ State-of-the-art LED technology.
- ✓ High-efficiency luminous system and minimum consumption, stabilised against vibrations.
- ✓ Day range up to 2 nm.
- ✓ Nominal night range up to 17 nm ($T=0.74$).
- ✓ Maximum beam width up to 15° .
- ✓ Average operation lifetime over 25 years.
- ✓ Stainless-steel and marine-aluminium housing, with polyurethane finishing.
- ✓ Double RS-232 serial port for setting adjustments by PC and remote monitoring system.
- ✓ Programming, configuration and operating status via PC or IR programmer.
- ✓ Anti-humidity device to avoid condensation.
- ✓ High shock resistance.



HIGH-RESOLUTION LED SECTOR LIGHT

MEL 250L



Specifications subject to change without previous notice.

Optical system	
Light source:	3 nos. high-intensity LED diodes.
Lens:	Glass aspheric condenser.
Day range:	Up to 2 nm.
Nominal night range:	Up to 17 nm (T=0.74).
Power supply:	From 9 to 30W.
Sector accuracy:	< 0.07°.
Beam width:	Up to 15° (5° each colour).
Colour sectors:	Custom-made.
LED average life:	More than 100,000 hours.

Electronic control	
Circuit:	Microprocessor controlled.
Settings:	By microswitches or PC.
Input voltage:	From 9 to 36V d.c.
Day/night threshold:	Adjustable between 10 and 400 lux.
Power supply:	Individual for each LED.
Automatic & programmable luminous intensity reduction at night.	
Reverse-polarity, short-circuit and transient over-voltage protections.	

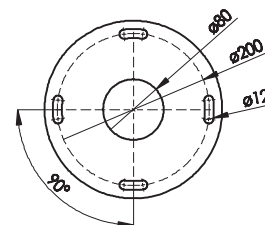
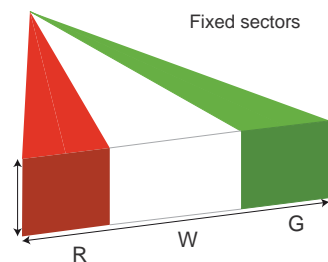
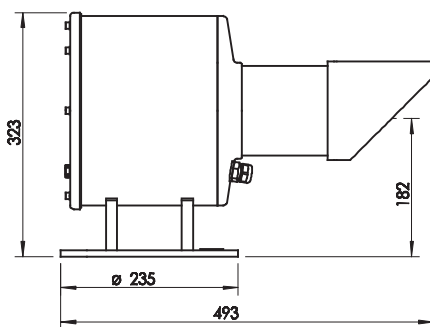
Options	
Gunsight for easy alignment.	
A.c. operation.	
Programmable by IR programmer.	
Synchronization by cable or GPS receiver.	
Remote monitoring module via GSM, radio or satellite.	
RS-485 MODBUS serial port.	
MEL 250L-HI (High-Intensity version).	

Materials and environment	
Stainless-steel and marine-aluminium housing.	
Outer painting with polyurethane finishing.	
Inner painting resistant to high temperatures.	
Eyeshade to avoid reflections.	
Stainless-steel fixing and levelling kit.	
Watertightness degree: IP 66.	
Temperature range: from -30° to 70°C.	

MEL 250L	TOTAL HORIZONTAL DIVERGENCE 15° (*) PEAK INTENSITIES (Cd)	
	POWER	9W
COLOUR	White	3,600
	Red	1,850
	Green	2,130

MEL 250L-HI	TOTAL HORIZONTAL DIVERGENCE 15° (*) PEAK INTENSITIES (Cd)			
	POWER	9W	18W	30W
COLOUR	White	9,900	17,800	27,000
	Red	4,600	8,400	12,000
	Green	8,900	16,000	22,800

(*) Other custom-made divergences under request.



MEDITERRÁNEO SEÑALES MARÍTIMAS, S.L.L.
mesemar@mesemar.com • www.mesemar.com

